

visioneng.us

Increase your  
productivity  
and production  
quality with the  
**SX Elite range**

Industry experience includes:  
Medical, Electronics & Precision engineering

QUALITY

FOCUSED

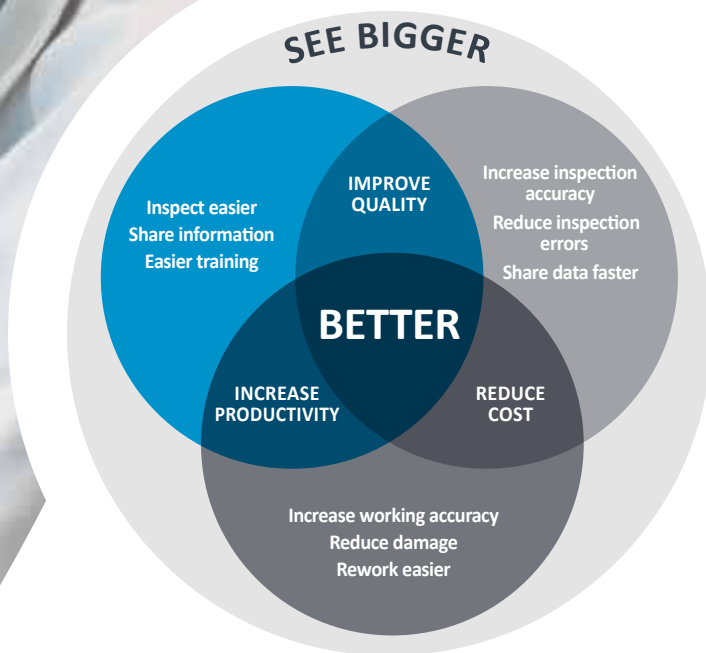


Whether looking for molding defects, surface finish, machining residue, correct assembly or much more, quality assurance is enhanced. **Reducing cost and increasing quality.**



# REDUCED COSTS + INCREASED QUALITY

Nature has designed our visual system to be so dominant that our bodies adapt to accommodate any deficiency in the way we see. By **enhancing the visual sense** we extend the body's capability.



## Looking at details

Inspection of small details in finished items or supplied components is made easier and more efficient at the right magnification. Whether looking for moulding defects, surface finish, machining residue, correct assembly or much more, quality assurance is enhanced, reducing cost and increasing quality.

## Working with tools

Depth perception is often required when working with tools. This is especially important when working with sensitive or delicate subjects or when working with small components. SX Elite provides the necessary depth perception allowing easier working, increasing efficiency and reducing errors.

## Reporting results

Swift and accurate communication is vital in the modern working environment. SX Elite's camera system gives you the ability to quickly and efficiently capture and share images with suppliers, customers and team members, saving money and reducing waste.

### Work quicker and easier

Enables easy access for reworking and sample manipulation. View more of the subject with easier location of points of interest, efficient inspecting and working with tools.

### See more detail

Different subjects require different illumination. SX Elite offers direct, oblique, quadrant, ultra violet and sub-stage illumination for optimal lighting for each subject type. By lighting subjects correctly more details can be seen clearly, increasing speed and confidence of inspections and rework.

### Share information, communicate efficiently and extend ability

Pictures aid accurate and efficient communication. View, capture and annotate images easily and quickly for training, archiving, communicating with colleagues, suppliers and customers.

Communicate effectively with suppliers increasing speed of issue resolution, increasing product quality and reducing down time. The easy-to-use software supports custom overlays and image enhancements, extending inspection capability.

SX Elite's camera option comes complete with ViCapture, Vision Engineering's intuitive imaging software. SX Elite's camera is also compatible with Vision Engineering's entire suite of inspection software.



# MAGNIFICATION + FLEXIBILITY

SX Elite's **easy-to-use zoom control** combines speedy access to greater visual data with flexibility of operation. Click stop magnification points allow users to recall magnifications quickly, easily and repeatably. The addition of magnifying eyepieces and external objectives enable precise magnification adjustment to meet user's needs.






SX45 Elite with bench stand



### Key features

- Stereo zoom microscope
- Available magnification range: x4 - x200
- Maximum working distance: 220mm
- Digital imaging option
- Customizable illumination
- Range of stands



# STAND OPTIONS

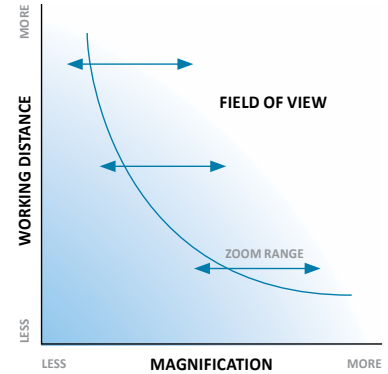
## + TECHNICAL INFORMATION

There are several factors that are inseparable when selecting **working magnification**. As magnification increases, **field of view** and **working distance** decrease.

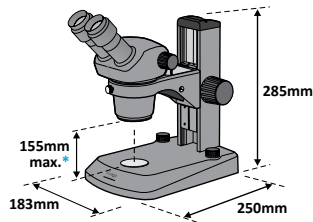
### Stand selection

Select the stand that best meets the needs of the task. Require space for large samples, special equipment or clean/clear work area?

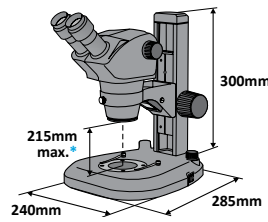
Then select a boom stand or articulated arm. If light from below is required, choose a bench stand.



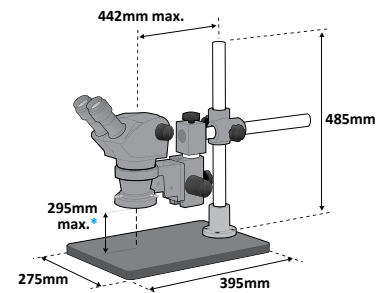
### SX25 Elite bench stand



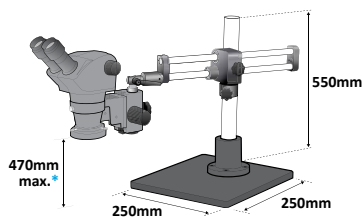
### SX45 Elite bench stand



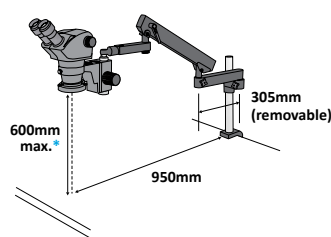
### Single arm boom with base



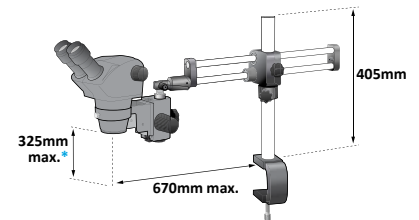
### Double arm boom with base



### Articulated arm boom with clamp



### Double arm boom with clamp



\*less working distance, with x1.0 objective

Stand options	SX25 Elite bench stand	SX45 Elite bench stand	Single arm boom with base	Double arm boom with base	Articulated arm boom with clamp	Double arm boom with clamp
SX25 Elite	✓	✓	✓	✓	✓	✓
SX45 Elite	-	✓	✓	✓	✓	✓
Sub stage illuminator	✓	✓	-	-	-	-
Incident illuminator	✓	✓	-	-	-	-
Height adjust	✓	✓	✓	✓	✓	✓
X/Y adjust	-	-	✓	✓	✓	✓
Floating stage compatible	-	✓	-	-	-	-
Ring light compatible	✓	✓	✓	✓	✓	✓

## TECHNICAL INFORMATION



SX25 Elite



SX45 Elite



SX45-TR Elite

### OPTICAL DATA

<b>Standard magnification range</b>	x10 - x45	x8 - x50	x8 - x50
<b>Minimum / Maximum capable magnification</b>	x5 - x180	x4 - x200	x4 - x200
<b>Zoom ratio</b>	4.5:1	6.3:1	6.3:1
<b>Working distance (standard)</b>	97mm	115mm	115mm
<b>Working distance (maximum)</b>	180mm	220mm	220mm
<b>Optical principle</b>	Greenough	Greenough	Greenough

### FEATURE DATA

<b>Binocular eyepieces</b>	✓	✓	✓
<b>Trinocular camera port</b>	-	-	✓
<b>Eyepiece options</b>	10x, 15x, 20x	10x, 15x, 20x	10x, 15x, 20x
<b>Additional objective</b>	0.5x, 0.75x, 2.0x	0.5x, 0.7x, 2.0x	0.5x, 0.7x, 2.0x

### ACCESSORY OPTIONS

<b>Image capture</b>	-	-	✓
<b>Imaging software</b>	-	-	✓
<b>Floating stage</b>	-	✓	✓
<b>Measurement comparison graticule</b>	✓	✓	✓
<b>Standard ring-light</b>	✓	✓	✓
<b>Quadrant ring-light</b>	✓	✓	✓

### SX25 Elite optical configurations

Eyepieces	Objective Lens	Zoom Range	Working Distance
x10/20 E.W.	x0.5	x5 - x22.5	180mm
x10/20 E.W.	x0.75	x7.5 - x33.8	120mm
x10/20 E.W.	x1.0*	x10 - x45	97mm
x10/20 E.W.	x2.0	x20 - x90	30mm
x15/16 W.F.	x0.5	x7.5 - x33.6	180mm
x15/16 W.F.	x0.75	x11.3 - x50.6	120mm
x15/16 W.F.	x1.0*	x15 - x67.5	97mm
x15/16 W.F.	x2.0	x30 - x135	30mm
x20/11 W.F.	x0.5	x10 - x45	180mm
x20/11 W.F.	x0.75	x15 - x67.5	120mm
x20/11 W.F.	x1.0*	x20 - x90	97mm
x20/11 W.F.	x2.0	x40 - x180	30mm

\*Standard objective

### SX45 Elite optical configurations

Eyepieces	Objective Lens	Zoom Range	Working Distance
x10/22 F.N.	x0.5*	x4 - x25	220.6mm
x10/22 F.N.	x1.0	x8 - x50	115.0mm
x10/22 F.N.	x2.0	x16 - x100	57.5mm
x15/16 F.N.	x0.5*	x6 - x37.5	220.6mm
x15/16 F.N.	x1.0	x12 - x75	115.0mm
x15/16 F.N.	x2.0	x24 - x150	57.5mm
x20/13 F.N.	x0.5*	x8 - x50	220.6mm
x20/13 F.N.	x1.0	x16 - x100	115.0mm
x20/13 F.N.	x2.0	x32 - x200	57.5mm

\*Stand extension required when using x0.5 objective lens with bench stand model to accommodate increased working distance

# VISION ENGINEERING + OUR DIFFERENCE

Vision Engineering Ltd. has been designing and manufacturing high quality ergonomic microscopes, digital instruments, inspection and non-contact measuring systems for over 60 years.

## Innovation

With a philosophy of design innovation, Vision Engineering holds world patents for a number of optical / digital techniques, significantly improving viewing ergonomics and enabling customer quality and productivity improvements.

To see our focused quality, please contact your Vision Engineering branch, local authorized distributor, or visit our website: [visioneng.us](http://visioneng.us)

Distributor



**Disclaimer** - Vision Engineering Ltd. has a policy of continuous development and reserves the right to change or update, without notice, the design, materials or specification of any products, the information contained within this brochure/datasheet and to discontinue production or distribution of any of the products described.

## Quality

Vision Engineering prides itself on quality products, electronics, mechanics and optics and is certified for the quality management system ISO 9001:2015. Quality is as important to us as our customers. Our systems have proved themselves many times over and are chosen by the world's best companies.

## Global

Vision Engineering has manufacturing and design facilities in the UK and USA, plus sales and support offices throughout Europe, the Far East, Asia and the Americas. We support our customers with close technical and service support anywhere in the world.

### Vision Engineering Ltd. (UK Manufacturing & Commercial)

The Freeman Building, Galileo Drive, Send, Surrey, GU23 7ER, UK  
**T** +44 (0) 1483 248300  
**E** [generalinfo@visioneng.com](mailto:generalinfo@visioneng.com)

### Vision Engineering Ltd. (Italia)

Via G. Paisiello 106  
 20092 Cinisello Balsamo MI, Italia  
**T** +39 02 6129 3518  
**E** [info@visioneng.it](mailto:info@visioneng.it)

### Vision Engineering (South East Asia)

P-03A-20, Impian Meridian, Jalan Subang 1, USJ 1, 47600 Subang Jaya, Selangor Darul Ehsan, Malaysia  
**T** +604-619 2622  
**E** [info@visioneng.asia](mailto:info@visioneng.asia)

### Vision Engineering (Mexico)

**T** +01 800 099 5325  
**E** [info@visioneng.com](mailto:info@visioneng.com)

### Vision Engineering Inc. (NA Manufacturing & Commercial)

570 Danbury Road, New Milford, CT 06776, USA  
**T** +1 (860) 355 3776  
**E** [info@visioneng.com](mailto:info@visioneng.com)

### Vision Engineering Ltd. (France)

ZAC de la Tremblaie, Av. de la Tremblaie 91220 Le Plessis Paté, France  
**T** +33 (0) 160 76 60 00  
**E** [info@visioneng.fr](mailto:info@visioneng.fr)

### Vision Engineering (China)

Room 904B, Building B, No.970, Nanning Road, Xuhui Vanke Center Shanghai, 200235, P.R. China  
**T** +86 (0) 21 5036 7556  
**E** [info@visioneng.com.cn](mailto:info@visioneng.com.cn)

### Vision Engineering (Brazil)

**E** [info@visioneng.com.br](mailto:info@visioneng.com.br)

### Vision Engineering (Latin America)

**E** [info@visioneng.com](mailto:info@visioneng.com)

### Vision Engineering Ltd. (Central Europe)

Anton-Pendele-Str. 3, 82275 Emmering, Deutschland  
**T** +49 (0) 8141 40167-0  
**E** [info@visioneng.de](mailto:info@visioneng.de)

### Nippon Vision Engineering (Japan)

272-2 Saedo-cho, Tsuduki-ku, Yokohama-shi, Kanagawa 224-0054, Japan  
**T** +81 (45) 935 1117  
**E** [info@visioneng.jp](mailto:info@visioneng.jp)

### Vision Engineering (India)

**T** + 91 (0) 80-5555-33-60  
**E** [info@visioneng.co.in](mailto:info@visioneng.co.in)



FM 557119  
 Vision Engineering Ltd. has been certified for the quality management system ISO 9001:2015.